


500mA ± 15 V. SYMMETRICAL POWER SUPPLY FE-73



TECHNICAL CHARACTERISTICS

Voltage.	230 V. C.A.
Output Voltage.	± 15 V. C.C.
Maximum Constant Intensity Output.	± 500 mA.
Maximum Intensity.	± 700 mA.
Maximum Ripple with Load.	10 mV.
module's sizes.	100 x 69 x 25 mm.
transformer's sizes.	70 x 55 x 55 mm.

The FE-73 module is a +/- 15 V D.C symmetrical power supply perfectly stabilised with the possibility to short-circuit it and offering +/- 500 mA. as maximum output intensity.

It includes connection terminals to facilitate the assembly and Leds to indicate its operating.

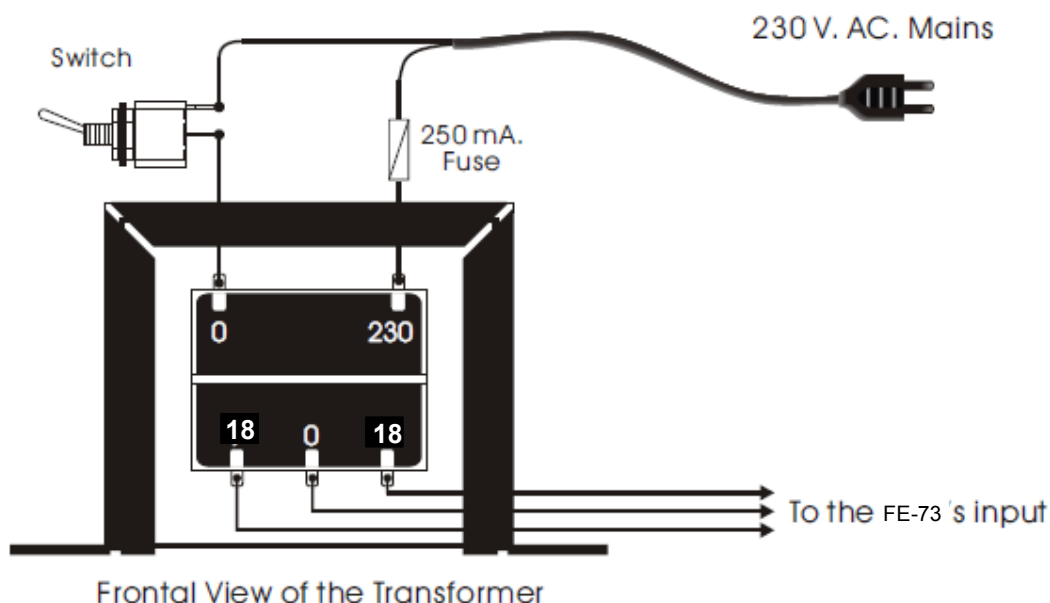
Supplied with transformer.

Do not forget to read all the information mentioned hereafter to obtain a perfect operating of the module.

TRANSFORMER'S CONNECTION : If you observe the transformer, you could note that there are 5 terminals or pins : **2 in the superior part** with the indication 0, 230 V A.C corresponding to the input voltage (coming form the mains) and **3 in the inferior part** with the indication 18, 0 & 18 V D.C, corresponding to the output voltage, which must be connected to the module.

Connect both cables from the mains input (230 V A.C) to the superior terminals indicated as 0 & 230. (See the General Wiring Map). For your own security and according to the "CE" regulation, we recommend you to install a Fuse and a Switch as it is indicated in the drawing.

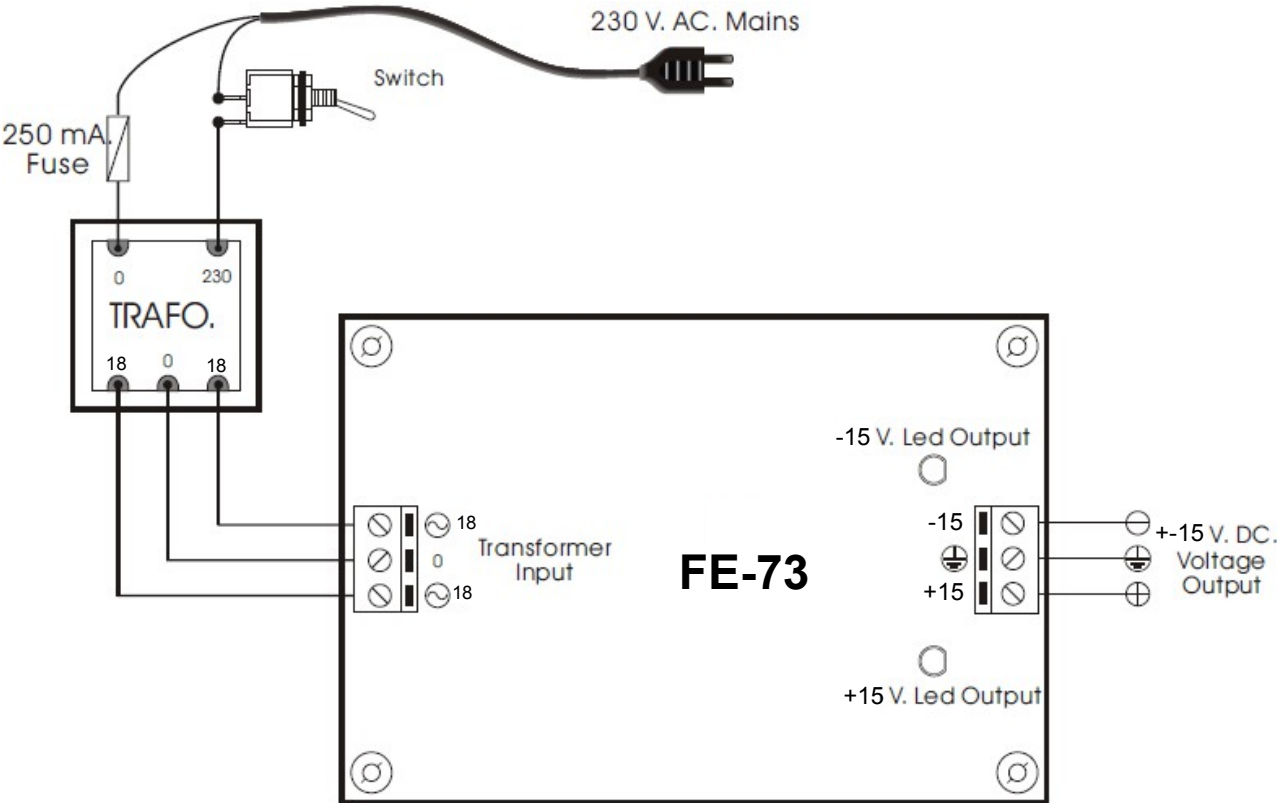
TRANSFORMER'S CONNEXION



MODULE'S CONNECTION. Once the transformer's connection done, you have to verify that the module is not supplied by 230 V A.C. Connect three inferior terminals to the input module's terminals (18, 0 & 18) as it is indicated in the General Wiring Map. Activate the switch and Leds will light indicating that the module is operating.

DO NOT FORGET. Our FE-73 power supply has a protection against short-circuit, nevertheless the maximum time to act is 30 sec. For this reason when this protection will act, you have to disconnect the supplied apparatus and to get cooler the power supply during minimum 1 minute. Install the module in a box well ventilated and if it is possible in a metallic box.

GENERAL WIRING MAP



Cebek [®] is a registered trademark of the Fadisel group